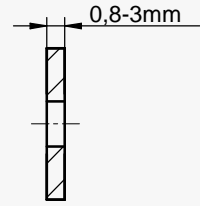
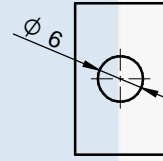
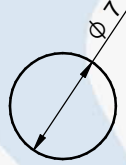
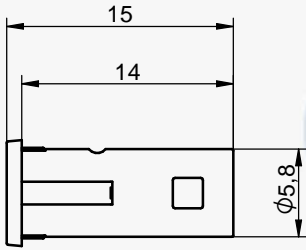


DIN VDE 0710 TEIL 1

PANEL CUT  
MONTAJ ÖLÇÜSÜ



AN-EL ANAHTAR VE ELEKTRİKLİ EV ALETLERİ SANAYİ A.Ş.

TELEFON : +90 216 307 74 01

<http://an-el.com.tr> [info@an-el.com.tr](mailto:info@an-el.com.tr)

596

SİNYAL LAMBALARI